

**Description:**

NFPA 99 compliant duplex lubricated rotary vane medical vacuum package. Two piece modular stack mounted system is designed for single point connections. All systems are thoroughly tested prior to shipping. This system ships with:

- Inlet and discharge threaded flex connectors
- Hard copy and CD of O&M manuals

Package Details:

Duplex medical vacuum system, consisting of two continuous duty, lubricated rotary vane, air cooled vacuum pumps. The vacuum pumps, vacuum receiver and control panel shall be factory assembled in a two piece package, pre-plumbed and pre-wired for single point connections. The package includes: 5.0 micron inlet filters, vibration isolation feet under each pump, exhaust and intake manifold plumbing with flexible metal vibration isolators, pump isolation valves, 3 valve by-pass and main system shutoff valve with flexible metal isolator for connecting to piping system. The package meets or exceeds NFPA 99 current edition.

Lubricated Rotary Vane Vacuum Pump:

Each medical vacuum pump shall be single stage, rotary vane, continuous duty type with a recirculating oil system filtered by an easily serviced spin on oil filter. Each pump shall be capable of operating continuously through its full range up to 29.3" HG. Each pump shall contain an internal mist eliminator providing 99.9% oil free exhaust and a drip leg with drain valve on pump exhaust discharge. Each vacuum pump is equipped with an inlet check valve and anti-suck back valve, vacuum inlet filter with a 5.0 micron replaceable element and a temperature safety switch shall be installed at the exhaust port of each vacuum pump. The vacuum pumps shall be filled with a high quality extended life, full synthetic lubricant. Each vacuum pump is air cooled and no water shall be required for normal operations.

Electric Motor/Drive:

Each vacuum pump shall be direct driven by a 1,750 RPM C-face, totally enclosed, fan cooled, TEFC electric motor. Motor shall be 208-230/460 volt, three phase with a service factor of 1.15.

**Vibration Isolation:**

Each pump and motor assembly shall be mounted to the base frame/tank with seismically restrained vibration isolators.

Vacuum Receiver:

The tank shall be constructed in accordance with A.S.M.E. standards and shall be equipped with 3 valve by-pass piping, vacuum gauge, double valve drain system and sight gauge.


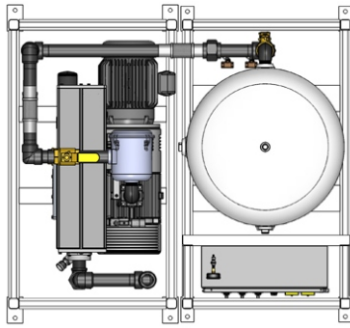
Standard Control Panel:

The system includes a duplex control panel in a NEMA 12 enclosure. The control panel is UL 508 listed and is designed to operate an NFPA 99 compliant medical vacuum system. The panel includes: individual through-the-door disconnects for each motor, motor circuit breakers, magnetic starters, adjustable motor overload protection, dual control voltage transformers, alternating circuit, hand-off-auto switches, auto/lead pump selector switch, power on light, high temperature lights, transformer failure light, pump run lights, vacuum switches and alarm contact connection points. The control panel will start up immediately after power failure and no boot-up time is required.

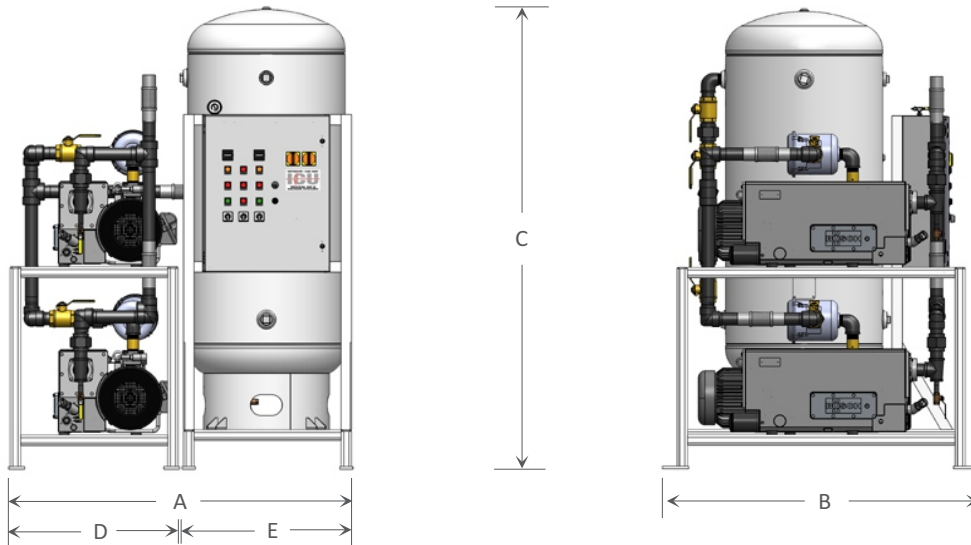
Optional:

- Galvanized tank.
- Water cooled oil coolers for high ambient conditions.
- Touch-Screen Interface Control System (HMI/PLC) with built-in ethernet, system monitoring, maintenance alerts and multiple protocols for facility automation systems.

Lubricated Rotary Vane Vacuum Package Duplex Stack Mount 7.5 HP, 10 HP & 10 HP (Heavy Duty)



There are recommended minimum clearances for equipment maintenance and ventilation. Please contact us at 800-743-8280 for more information.



SHOWN: Duplex 10 HP, 200 gallon, stack mount, standard lubricated rotary vane configuration.

NFPA Compliant Medical Vacuum Package - Technical Data

Model Number	Tank Gals	HP ⁽⁵⁾		SCFM @19" HG		dB(A) ⁽³⁾ Level	System FLA			BTU HR	Dimensions					NPT In	NPT Out	Weight (LBS)
		each	pkg	each ^(1,2)	pkg		208V	230V	460V		A	B	C	D	E			
V73M-DSF-4VS	120	7.5	15.0	52.0	52.0	79	42.0	40.8	20.4	19,083	65.5	61.5	74.0	32.5	32.5	2.0	2.0	1,591
V73M-DSF-5VS	200	7.5	15.0	52.0	52.0	79	42.0	40.8	20.4	19,083	65.5	61.5	88.0	32.5	32.5	2.0	2.0	1,679
V73M-DSH-4VS	120	10.0	20.0	65.0	65.0	81	52.8	51.2	25.6	25,444	65.5	61.5	74.0	32.5	32.5	2.0	2.0	1,687
V73M-DSH-5VS	200	10.0	20.0	65.0	65.0	81	52.8	51.2	25.6	25,444	65.5	61.5	88.0	32.5	32.5	2.0	2.0	1,775
V73M-DSG-4VS	120	10 HD	20 HD	77.0	77.0	81	52.8	51.2	25.6	25,444	65.5	61.5	74.0	32.5	32.5	2.0	2.0	1,917
V73M-DSG-5VS	200	10 HD	20 HD	77.0	77.0	81	52.8	51.2	25.6	25,444	65.5	61.5	88.0	32.5	32.5	2.0	2.0	2,005

1. Vacuum pump data is shown with one pump in reserve. 2. Pump capacities are shown in SCFM (Standard Cubic Feet per Minute). 3. dB(A) levels are shown as only one pump running. 4. Data is shown with equipment running at normal operating conditions with a maximum ambient temperature of 105°. 5. HD indicates heavy duty pump.